

Energy performance certificate (EPC)

28 VALENTINES LEA
NORTHCHAPEL
GU28 9HY

Energy rating

D

Valid until 1 December 2030

Certificate number

3310-5129-6009-0760-6226

Property type

Mid-terrace house

Total floor area

85 square metres

Rules on letting this property

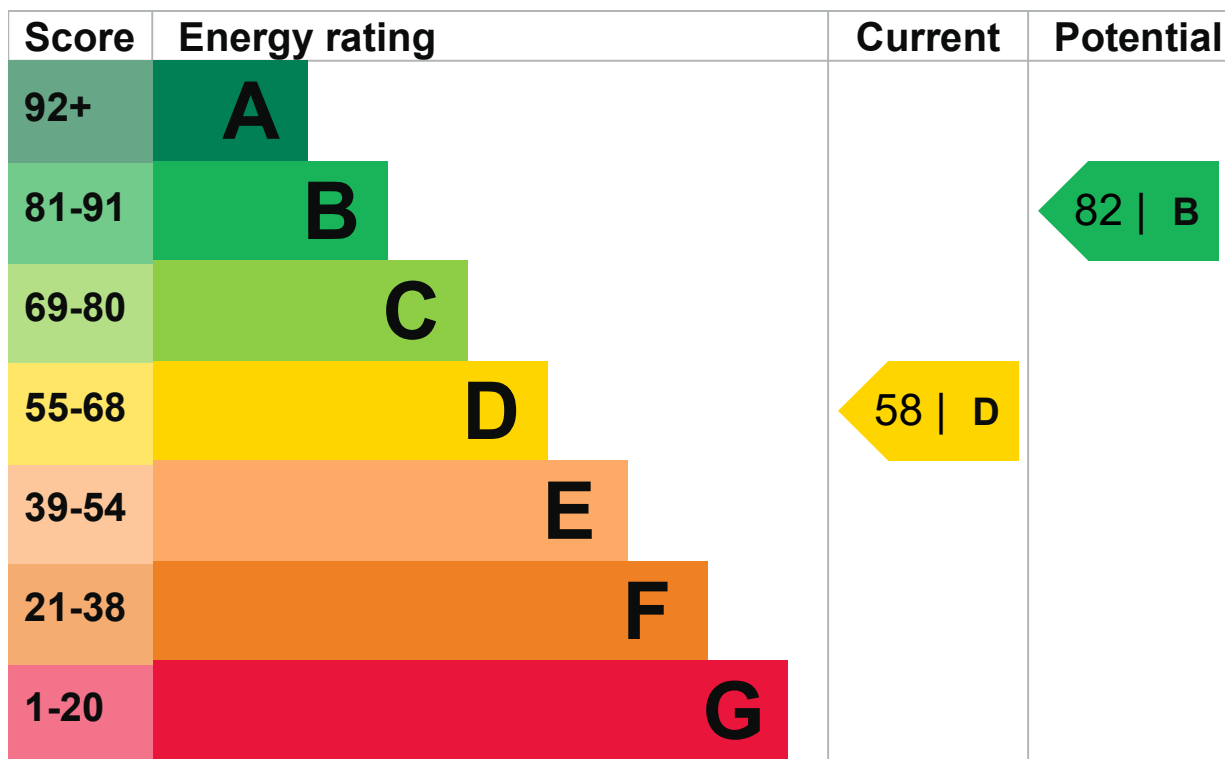
Properties can be rented if they have an energy rating from A to E.

If the property is rated F or G, it cannot be let, unless an exemption has been registered. You can read [guidance for landlords on the regulations and exemptions \(https://www.gov.uk/guidance/domestic-private-rented-property-minimum-energy-efficiency-standard-landlord-guidance\)](https://www.gov.uk/guidance/domestic-private-rented-property-minimum-energy-efficiency-standard-landlord-guidance).

Energy efficiency rating for this property

This property's current energy rating is D. It has the potential to be B.

[See how to improve this property's energy performance.](#)



The graph shows this property's current and potential energy efficiency.

Properties are given a rating from A (most efficient) to G (least efficient).

Properties are also given a score. The higher this number, the lower your carbon dioxide (CO₂) emissions are likely to be.

The average energy rating and score for a property in England and Wales are D (60).

Breakdown of property's energy performance

This section shows the energy performance for features of this property. The assessment does not consider the condition of a feature and how well it is working.

Each feature is assessed as one of the following:

- very good (most efficient)
- good
- average
- poor
- very poor (least efficient)

When the description says 'assumed', it means that the feature could not be inspected and an assumption has been made based on the property's age and type.

Feature	Description	Rating
---------	-------------	--------

Feature	Description	Rating
Wall	Cavity wall, as built, no insulation (assumed)	Poor
Wall	Timber frame, as built, partial insulation (assumed)	Average
Roof	Pitched, 50 mm loft insulation	Poor
Window	Fully double glazed	Average
Main heating	Boiler and radiators, oil	Average
Main heating control	Programmer and room thermostat	Average
Hot water	From main system	Average
Lighting	Low energy lighting in 30% of fixed outlets	Average
Floor	Solid, no insulation (assumed)	N/A
Secondary heating	Room heaters, electric	N/A

Primary energy use

The primary energy use for this property per year is 212 kilowatt hours per square metre (kWh/m²).

► [What is primary energy use?](#)

Environmental impact of this property

One of the biggest contributors to climate change is carbon dioxide (CO₂). The energy used for heating, lighting and power in our homes produces over a quarter of the UK's CO₂ emissions.

An average household produces

6 tonnes of CO₂

This property produces

4.4 tonnes of CO₂

This property's potential production

1.8 tonnes of CO₂

By making the [recommended changes](#), you could reduce this property's CO₂ emissions by 2.6 tonnes per year. This will help to protect the environment.

Environmental impact ratings are based on assumptions about average occupancy and energy use. They may not reflect how energy is consumed by the people living at the property.

How to improve this property's energy performance

Making any of the recommended changes will improve this property's energy efficiency.

If you make all of the recommended changes, this will improve the property's energy rating and score from D (58) to B (82).

► [What is an energy rating?](#)

Potential energy
rating

B

Recommendation 1: Increase loft insulation to 270 mm

Increase loft insulation to 270 mm

Typical installation cost

£100 - £350

Typical yearly saving

£65

Potential rating after carrying out recommendation 1

62 | D

Recommendation 2: Cavity wall insulation

Cavity wall insulation

Typical installation cost

£500 - £1,500

Typical yearly saving

£62

Potential rating after carrying out recommendations 1 and 2

65 | D

Recommendation 3: Floor insulation (solid floor)

Floor insulation (solid floor)

Typical installation cost

£4,000 - £6,000

Typical yearly saving

£33

Potential rating after carrying out recommendations 1 to 3

66 | D

Recommendation 4: Hot water cylinder insulation

Add additional 80 mm jacket to hot water cylinder

Typical installation cost

£15 - £30

Typical yearly saving

£10

Potential rating after carrying out recommendations 1 to 4

67 | D

Recommendation 5: Low energy lighting

Low energy lighting

Typical installation cost

£35

Typical yearly saving

£40

Potential rating after carrying out recommendations 1 to 5

68 | D

Recommendation 6: Heating controls (thermostatic radiator valves)

Heating controls (TRVs)

Typical installation cost

£350 - £450

Typical yearly saving

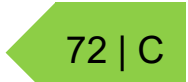
£25

Potential rating after carrying out recommendations 1 to 6

69 | C


Recommendation 7: Solar water heating

Solar water heating

Typical installation cost	£4,000 - £6,000
Typical yearly saving	£52
Potential rating after carrying out recommendations 1 to 7	

Recommendation 8: Solar photovoltaic panels, 2.5 kWp

Solar photovoltaic panels

Typical installation cost	£3,500 - £5,500
Typical yearly saving	£360
Potential rating after carrying out recommendations 1 to 8	

Paying for energy improvements

[Find energy grants and ways to save energy in your home.](https://www.gov.uk/improve-energy-efficiency) (https://www.gov.uk/improve-energy-efficiency)

Estimated energy use and potential savings

Estimated yearly energy cost for this property	£854
Potential saving	£286

The estimated cost shows how much the average household would spend in this property for heating, lighting and hot water. It is not based on how energy is used by the people living at the property.

The estimated saving is based on making all of the recommendations in [how to improve this property's energy performance](#).

For advice on how to reduce your energy bills visit [Simple Energy Advice](https://www.simpleenergyadvice.org.uk/) (https://www.simpleenergyadvice.org.uk/).

Heating use in this property

Heating a property usually makes up the majority of energy costs.

Estimated energy used to heat this property

Space heating	8448.0 kWh per year
----------------------	---------------------

Water heating	3009.0 kWh per year
----------------------	---------------------

Potential energy savings by installing insulation

Type of insulation	Amount of energy saved
--------------------	------------------------

Loft insulation	1028 kWh per year
------------------------	-------------------

Cavity wall insulation	985 kWh per year
-------------------------------	------------------

You might be able to receive [Renewable Heat Incentive payments \(https://www.gov.uk/domestic-renewable-heat-incentive\)](https://www.gov.uk/domestic-renewable-heat-incentive). This will help to reduce carbon emissions by replacing your existing heating system with one that generates renewable heat. The estimated energy required for space and water heating will form the basis of the payments.

Contacting the assessor and accreditation scheme

This EPC was created by a qualified energy assessor.

If you are unhappy about your property's energy assessment or certificate, you can complain to the assessor directly.

If you are still unhappy after contacting the assessor, you should contact the assessor's accreditation scheme.

Accreditation schemes are appointed by the government to ensure that assessors are qualified to carry out EPC assessments.

Assessor contact details

Assessor's name	Paul Whitney
------------------------	--------------

Telephone	07889136463
------------------	-------------

Email	info@inviso.org.uk
--------------	--

Accreditation scheme contact details

Accreditation scheme	Stroma Certification Ltd
-----------------------------	--------------------------

Assessor ID	STRO023619
--------------------	------------

Telephone 0330 124 9660

Email certification@stroma.com

Assessment details

Assessor's declaration No related party

Date of assessment 20 November 2020

Date of certificate 2 December 2020

Type of assessment ▶ [RdSAP](#)

Other certificates for this property

If you are aware of previous certificates for this property and they are not listed here, please contact us at mhclg.digital-services@communities.gov.uk, or call our helpdesk on 020 3829 0748.

There are no related certificates for this property.